

Compilation Year :	2017
Dzongkhag :	Trashiyangtse
Gewog Name :	Tongmijangsa

Gewog Staff	
Position	Name
Gup	Tashi Dorji
Gewog Administrative Officer	Tendi Wangmo
Gewog Accounts	Thinley
Mangmi	Karma Wangchuk
Gyedrung	Tshering Dhendup
Livestock	Jigme Dorji
Forest Ranger II	Sonam Chogyel
Forest	Ram Prasad Ghalley
Principal	Karma Tshering

GT Members	
Name	Contact Number
Tashi Dorji,Gup	17648064
Karma Wangchu, Mangmi	17749769
Tendi Wangmo,ADM	17975174
Kanjur Wangmo,Tshgpa	17992510
Gonpo,Tshogpa	17689771
Tshering Gyeltshen,Tshogpa	17320694
Jigme Dorji, Tshogpa	17942629
Tshering Dashi,Tsogpa	17733523

Civil Servants	Number
Agriculture	1
Livestock	1
Forestry	2
Health	2
Education	36
Others	

Name of Gewog Sector Head	Contact Number
---------------------------	----------------

Agriculture	17551016
Livestock	17802178
Forestry	17506885
Health	17676211
Education	17688439

	Name
Data Compiled By	Tendi Wangmo

--

Contact Number
17648064
17975174
17481979
17749769
17640210
17802178
17506885
17780073
17688439

--

(Jamkhar Agri)

Designation  
GAO

## General

<b>Population ( civil registration/De-jure)</b>
Residents
Non-residents
<b>Population (Usual residence/De-facto)</b>
Usual residents with civil registration
Usual residents without civil registration
Workers
<b>Households ( civil registration/De-jure)</b>
Resident Houshold
Non-resident Houshold
<b>Households (Usual residence/De-facto)</b>
Usual Household resident with civil registration
Usual Household resident without civil registration
Worker Household

Households without electricity
Households with electricity
Off Grid
On Grid
Service delivered by community centre
Timber Permit Issued
Construction Approved by
Gewog Office
Dzongkhag Office

## RNR Market Infrastructure

Collection sheds
Livestock
Agriculture
Forestry
Market Shed
Sale Counter
Other Specify ( .....)

## Local Business

Micro Trade
-------------

Retail Trade
Small
Medium
Large
Industries
Small
Medium
Large
Hotels
Restaurants
Bars

### Communication

Households without access to Mobile services
Households with only cable TV
Households with only BBS TV
Households with both BBS and cable TV

Households with Bank accounts
-------------------------------

### Natural Disasters

Landslides
Households Affected by Landslides
Households Affected by Earthquakes
Households Affected by Floods
Households Affected by Fire
Households Affected by GLOF
Households Affected by Windstorms
Lhakhangs Affected by Landslides
Lhakhangs Affected by Earthquakes
Lhakhangs Affected by Floods
Lhakhangs Affected by Fire
Lhakhangs Affected by GLOF
Lhakhangs Affected by Windstorms
Schools Affected by Landslides
Schools Affected by Earthquakes
Schools Affected by Floods
Schools Affected by Fire
Schools Affected by GLOF
Schools Affected by Windstorms

# Unit

<i>Number</i>	<b>3792</b>
<i>Number</i>	<b>2841</b>
<i>Number</i>	<b>951</b>
<i>Number</i>	<b>90</b>
<i>Number</i>	<b>37</b>
<i>Number</i>	<b>380</b>
<i>Number</i>	<b>131</b>
<i>Number</i>	<b>259</b>
<i>Number</i>	<b>0</b>
<i>Number</i>	<b>0</b>

Source	Remarks
Gewog Office	

<i>Number</i>	<b>3</b>
<i>Number</i>	<b>246</b>
<i>Number</i>	
<i>Number</i>	
<i>Number</i>	<b>4</b>
<i>Number</i>	<b>82</b>
<i>Number</i>	
<i>Number</i>	<i>14</i>
<i>Number</i>	<b>0</b>

Gewog Office	
	Follow manual

<i>Number</i>	<b>0</b>
<i>Number</i>	<b>0</b>
<i>Number</i>	<b>0</b>
<i>Number</i>	<b>0</b>
<i>Number</i>	<b>0</b>
<i>Number</i>	

Gewog RNR Sector
------------------

<i>Number</i>	<b>0</b>
---------------	----------

--	--

Number	
Number	9
Number	0
Number	0
Number	
Number	0
Number	0
Number	0
Number	0
Number	0
Number	0

Gewog Office	Follow manual
--------------	---------------

Number	0
Number	0
Number	61
Number	0

Gewog Office	
--------------	--




Number
--------




Number	0
Number	0
Number	0
Number	0
Number	1
Number	0
Number	1
Number	0
Number	0
Number	0
Number	0
Number	0
Number	0
Number	0
Number	0
Number	0
Number	0
Number	0
Number	0

Gewog Office	
--------------	--



**Year**





	Unit	Value	Source	Remarks	Year
Health Personnel					
Doctors (MBBS/Specialist)	Number	0	Gewog Health Sector (BHU)		
Drungtsho (Indigenous Physicians)	Number	0			
Clinical Officers	Number	0			
Health Assistant (HA)	Number	2			
Nurses	Number	0			
Sowa Menpas	Number	0			
Pharmacists	Number	0			
Medical Lab. Technologists	Number	0			
Physiotherapists	Number	0			
Technicians	Number	0			
Village Health Worker (VHW)	Number	4			
Supporting Staffs (Wardboys, Ward Girls, Caretaker, Cleaners, drivers, etc.)	Number	caretaker-1			

Demography					
Households	Number	307	Gewog Health Sector (Annual Health Survey)	Follow manual	
Active Village Health Workers	Number	4			
Marital Status	Number				
Single	Number	538			
Married	Number	411			
Divorced	Number	25			
Widowed	Number	54			

Population					
Age		Male	Female		
<1	Number			Gewog Health Sector (BHU)	Follow manual
1-4	Number	35	43		
5-9	Number	61	60		
10-14	Number	72	134		
15-19	Number	48	27		
20-24	Number	17	24		
25-29	Number	122	141		
30-34	Number				
35-39	Number	0			
40-44	Number				
45-49	Number				
50-59	Number	33	34		

	<i>Number</i>			
60-64	<i>Number</i>	79	82	
65+	<i>Number</i>			
<b>Total</b>				

Total population within 3 hrs reach to health facility	904	Health Sector (BHU)		
--	-----	---------------------	--	--

#### Water and Sanitation

Household without PIT/VIDP/ FLUSH Latrine	<i>Number</i>	10	Health Sector (BHU, Annual health Survey)	Follow manual	
Household without piped water supply	<i>Number</i>	0			
Household with piped water NOT functioning	<i>Number</i>	0			
Household having livestock but without separate shed	<i>Number</i>	0			
Diarrhoea cases	<i>Number</i>	248			
Households with exposure to indoor smoke	<i>Number</i>	3			
Households with garbage disposal pits in use	<i>Number</i>	307	Gewog Office		
Households without adequate Water Supply	<i>Number</i>	0			

#### Top 10 Health Problems

1 ARI	<i>Number of cases</i>	980	Health Sector (BHU)	Follow manual	
2 Skin Infection	<i>Number of cases</i>	423			
3 Diarrhoea / Dysentery	<i>Number of cases</i>	248			
4 Disease of digestive system	<i>Number of cases</i>	247			
5 Eye infection	<i>Number of cases</i>	129			
6 DentalProblem	<i>Number of cases</i>	82			
7 Arthritis	<i>Number of cases</i>	72			
8 other injuries	<i>Number of cases</i>	53			
9 Work related injuries	<i>Number of cases</i>	53			
10. Urinary infection	<i>Number of cases</i>	47			

#### Disability

	<b>Male</b>	<b>Female</b>	Gewog Office	Follow manual	
Visual	1				
Speech	1				
Hearing	0				
Physical	2				
Multiple	0				

#### Others

Laboratory Examinations	<i>Number</i>	71			
-------------------------	---------------	----	--	--	--

Tuberculosis cases	Number	0	Health Sector ( BHU)		
Pulmonary positive cases	Number	0			
Plasmodium falciparum(B 50)	Number	0			
Other malaria(B51)	Number	0			

General Information
<div>Name of School</div>
Pangtoka Pry. School
Tokaphu Pry. School
Tongmijansa LSS
<div>Frequency</div> <div>Source</div> <div>Remarks</div> <div>Year</div>

Teacher Qualification
<div>Name of School</div>
Pangtoka Pry. School

<b>Tokaphu Pry. School</b>
<b>Tongmijangsa LSS</b>
<i>Frequency</i>
<i>Source</i>
<i>Year</i>
<i>Remarks</i>

School Infrastructure
<b>Name of School</b>
<b>Pangtoka Pry. School</b>
<b>Tokaphu Pry. School</b>
<b>Tongmijangsa LSS</b>
<i>Frequency</i>
<i>Source</i>
<i>Year</i>
<i>Remarks</i>

Name of School	
Pangtoka Pry. School	
Tokaphu Pry. School	
Tongmijangsa LSS	
Frequency	
Source	
Year	
Remarks	

Name of School	
Pangtoka Pry. School	
Tokaphu Pry. School	
Tongmijangsa LSS	



<i>Frequency</i>
<i>Source</i>
<i>Year</i>
<i>Remarks</i>

Educational Performance and Learning
<div>Name of School</div>
1
Pangtoka Pry School
2
Tokaphu Pry. School



0

Internet Access
Yes
Yes
No
<i>Annually Gewog Education sector</i>
<i>2015</i>

PhD
0

	<b>0</b>
	<b>0</b>
<i>Annually</i> <i>Gewog Education sector</i> <i>2015</i>	

	<b>C</b>
<b>Functional</b>	
	<b>10</b>
	<b>7</b>
	<b>10</b>
<i>Annually</i> <i>Gewog Education sector</i> <i>2015</i>	

Football Ground
Yes
Yes
Yes
Annually Gewog Education sector 2015

School Agricultural Program
No
Yes
No

*Annually*  
*Gewog Education sector*  
*2015*

Learning Outcome	
Class	
	PP
	I
	II
	III
	IV
	V
	VI
	PP
	I

<b>II</b>
<b>III</b>
<b>IV</b>
<b>V</b>
<b>VI</b>
<b>PP</b>
<b>I</b>
<b>II</b>
<b>III</b>
<b>IV</b>
<b>V</b>
<b>VI</b>
<b>VII A</b>
<b>VII B</b>
<b>VIII A</b>
<b>VIII B</b>

*Annually*  
*Gewog Education sector*  
*2015*





Number of Books in the Library	WFP Beneficiary
950	No
477	Yes
6000	Yes

• ( Schools)

Teachers Qualification	
Masters	PG Diploma
1	1

	0	0
	0	2

• ( *Schools*)

Classrooms	D
Non-Functional	Functional
0	0
0	1
0	1

• ( *Schools*)

Sporting Facilities	
Basketball Court	Volleyball
No	No
No	Yes
No	No

• ( *Schools*)

Number of Scout members (Students)
26
18
36

• ( *Schools* )

Educational Performance	
Enrolment	Promotes
12	12
10	10
6	6
8	8
9	7
9	9
11	9
8	8
9	9

<b>4</b>	<b>4</b>
<b>3</b>	<b>3</b>
<b>15</b>	<b>13</b>
<b>9</b>	<b>9</b>
<b>10</b>	<b>10</b>
<b>18</b>	<b>18</b>
<b>17</b>	<b>14</b>
<b>14</b>	<b>13</b>
<b>10</b>	<b>10</b>
<b>26</b>	<b>21</b>
<b>26</b>	<b>22</b>
<b>31</b>	<b>28</b>
<b>42</b>	<b>40</b>
<b>43</b>	<b>43</b>
<b>32</b>	<b>31</b>
<b>33</b>	<b>30</b>

• ( *Schools* )



Number of students provided with special care by the teacher	Number of books read by students
65	811
0	988
296	5000

n	
Bachelors	Diploma
4	0



6	
14	1

ining Halls	
Non-Functional	Functional
0	0
0	0
0	3

	Clubs
Others (Specify)	
0	No
0	Yes
	Yes

	L
Repeaters	English
0	72.3
0	77.3
0	71.2
0	63
0	57.8
0	58.6
2	63.1
0	77.57
0	73.45

<b>0</b>	<b>76.64</b>
<b>0</b>	<b>70.77</b>
<b>2</b>	<b>53.85</b>
<b>0</b>	<b>50.71</b>
<b>0</b>	
<b>0</b>	<b>74</b>
<b>3</b>	<b>69.3</b>
<b>1</b>	<b>59.5</b>
<b>0</b>	<b>71.9</b>
<b>6</b>	<b>60.9</b>
<b>4</b>	<b>51</b>
<b>3</b>	<b>63.7</b>
<b>2</b>	<b>54.5</b>
<b>0</b>	<b>54.3</b>
<b>1</b>	<b>56.9</b>
<b>3</b>	<b>59.1</b>



Mean Walking Distance of the students to the school (Minutes)		
	Full Boarding	
	Boys	Girls
60	NA	NA
50	NA	NA
20	95	105

Higher Secondary/Matricula tion
0

<b>1 HS</b>
<b>0</b>

Hostels	Kitchens	
Non-Functional	Functional	Non-Functional
<b>0</b>	<b>1</b>	<b>0</b>
<b>0</b>	<b>1</b>	<b>0</b>
<b>0</b>	<b>1</b>	<b>0</b>





Learning outcome score (Mean Marks )		
Maths	Science	Dzongkha
77.1	NA	65.6
69.3	NA	74.1
65.1	NA	62
62.1	NA	70.4
46.2	56.6	60.7
46.2	54.8	64
47	59.2	67.3
85.98	NA	81.63
76.13	NA	73.54

<b>69.55</b>	<b>NA</b>	<b>85.3</b>
<b>74.77</b>	<b>NA</b>	<b>83.47</b>
<b>51.61</b>	<b>54.91</b>	<b>58.62</b>
<b>62.93</b>	<b>57.32</b>	<b>72.81</b>
<b>50.84</b>	<b>65.02</b>	<b>70.69</b>
<b>69</b>	<b>57.7</b>	<b>79.9</b>
<b>53.3</b>	<b>64.8</b>	<b>61.4</b>
<b>71.9</b>	<b>75.8</b>	<b>83</b>
<b>67.1</b>	<b>72.3</b>	<b>71.8</b>
<b>56.4</b>	<b>56.2</b>	<b>51.1</b>
<b>52.6</b>	<b>68.4</b>	<b>69</b>
<b>50.2</b>	<b>69.7</b>	<b>58.7</b>
<b>58.5</b>	<b>54.3</b>	<b>63.4</b>
<b>58.5</b>	<b>55</b>	<b>63.8</b>
<b>58.9</b>	<b>59.4</b>	<b>69.5</b>
<b>57.2</b>	<b>62.3</b>	<b>72.9</b>



Students			
Day Feeding		Day scholar	
Boys	Girls	Boys	Girls
NA	NA	27	38
19	38	19	38
44	52	44	52

Labs		Toilets	
Functional	Non-Functional	Non-Functional	Functional
0	0	1	6
0	0	0	6
2	0	0	1











Dropouts from Previous year		
		Bhutan
Boys	Girls	Regular
0	0	5
0	0	5
0	0	16

Water Taps		St
Functional	Non-Functional	Function
2	2	5
11	0	1
		0









Stat	
ese Teaching Staff	Non-bhuta
Contract	Regular
1	0
1	0
1	0



Staff Quarter	Admiral
Non-Functional	Functional
0	0
0	1
0	1









ff	
anese Teaching Staff	Non-Teaching
Contract	
0	1
0	3
0	3

Administrative Blocks	
Non-Functional	
	0
	0
	0

## General Information

**Name of School**

**Pangtoka Pry School**

**Tokaphu Pry. School**

**Kinzangling Central School**

*Frequency*

*Source*

*Remarks*

*Year*

## Teacher Qualification

**Name of School**



<b>Pangtoka Pry School</b>
<b>Tokaphu Pry. School</b>
<b>Kinzangling Central School</b>
<i>Frequency</i>
<i>Source</i>
<i>Year</i>
<i>Remarks</i>

School Infrastructure
<b>Name of School</b>
<b>Pangtoka Pry. School</b>
<b>Tokaphu Pry. School</b>
<b>Kinzangling Central School</b>
<i>Frequency</i>
<i>Source</i>
<i>Year</i>
<i>Remarks</i>

## Recreational Facilities

**Name of School**

**Pangtoka Pry. School**

**Tokaphu Pry. School**

**Kinzangling Central School**

*Frequency*

*Source*

*Year*

*Remarks*

**Name of School**

**Pangtoka Pry. School**

<b>Tokaphu Pry.School</b>
<b>Kinzangling Central School</b>

<i>Frequency</i>
<i>Source</i>
<i>Year</i>
<i>Remarks</i>

Educational Performance and Learning C
<div>Name of School</div>
1. Pangtoka Pry. School

[illegible]

<i><b>Frequency</b></i>
<i><b>Source</b></i>
<i><b>Year</b></i>
<i><b>Remarks</b></i>

<b>Internet Access</b>	<b>Number of Books in the Library</b>
<b>Yes</b>	<b>1000</b>
<b>Yes</b>	<b>5263</b>
<b>No</b>	<b>6000</b>

*Annually*  
*Gewog Education sector ( Sch*  
*2016*

<b>PhD</b>	<b>Masters</b>

<b>0</b>	<b>1</b>
<b>0</b>	<b>0</b>

*Annually*  
*Gewog Education sector ( Sch*  
*2016*

<b>Classrooms</b>	
<b>Functional</b>	<b>Non-Functiona</b>
<b>10</b>	<b>0</b>
<b>7</b>	<b>0</b>
<b>22</b>	<b>0</b>

*Annually*  
*Gewog Education sector ( Sch*  
*2016*

Sports	
Football Ground	Basketball Court
Yes	No
Yes	No
Yes	Yes
<i>Annually</i> <i>Gewog Education sector ( School</i> <i>2016</i>	

School Agricultural Program	Number of Scout members (Students)
No	30



<b>Yes</b>	<b>18</b>
<b>Yes</b>	<b>36</b>

*Annually*  
*Gewog Education sector ( Sch*  
*2016*

Outcome	
Class	Educational Pe
	Enrolment
<b>PP</b>	<b>14</b>
<b>I</b>	<b>12</b>
<b>II</b>	<b>8</b>
<b>III</b>	<b>6</b>
<b>IV</b>	<b>9</b>

<b>V</b>	<b>6</b>
<b>VI</b>	<b>11</b>
<b>PP</b>	<b>5</b>
<b>I</b>	<b>7</b>
<b>II</b>	<b>9</b>
<b>III</b>	<b>9</b>
<b>IV</b>	<b>5</b>
<b>V</b>	<b>13</b>
<b>VI</b>	<b>10</b>
<b>PP</b>	
<b>I</b>	
<b>II</b>	
<b>III</b>	
<b>IV</b>	
<b>V</b>	
<b>VI</b>	
<b>VII</b>	
<b>VIII</b>	

<b>IX</b>	

*Annually*  
*Gewog Education sector ( Sch*  
*2016*

<b>WFP Beneficiary</b>	<b>Number of students provided with special care by the teacher</b>
<b>No</b>	<b>0</b>
<b>Yes</b>	<b>0</b>
<b>Yes</b>	<b>23</b>

*ools)*

<b>Teachers</b>	
<b>Qualification</b>	
<b>PG Diploma</b>	<b>Bachelors</b>

<b>1</b>	<b>5</b>
	<b>7</b>
<b>5</b>	<b>18</b>

*ools)*

<b>Dining Halls</b>	
<b>Functional</b>	<b>Non-Functional</b>
<b>NA</b>	<b>NA</b>
<b>1</b>	<b>0</b>
<b>2</b>	<b>0</b>

*ools)*

Sports Facilities	
Volleyball	Others (Specify)
No	0
Yes	0
Yes	

ools)

*ools)*

Performance	
Promotes	Repeaters
	0
	0
	0
	0
	2

[illegible]




*ools)*

<b>Number of books read by students</b>	<b>Mean Walking Distance of the students to the school (Minutes)</b>
<b>100</b>	<b>60</b>
<b>346</b>	<b>50</b>
<b>5000</b>	<b>20</b>

<b>Diploma</b>	<b>Higher Secondary/Matricula tion</b>

<b>0</b>	<b>0</b>
	<b>1 HS</b>
<b>1</b>	<b>0</b>

<b>Hostels</b>	
<b>Functional</b>	<b>Non-Functional</b>
<b>NA</b>	<b>NA</b>
<b>0</b>	<b>0</b>
<b>5</b>	<b>0</b>

<b>Clubs</b>
<b>No</b>
<b>Yes</b>
<b>Yes</b>

Learning outcome score	
English	Maths

[illegible]


Full Boarding	
Boys	Girls
0	0
0	0
161	194



Kitchens	
Functional	Non-Functional
1	0
1	0
2	0



(Mean Marks )	
Science	Dzongkha

[illegible]


<b>Students</b>	
<b>Day Feeding</b>	
<b>Boys</b>	<b>Girls</b>
<b>0</b>	<b>0</b>
<b>21</b>	<b>32</b>
<b>33</b>	<b>30</b>

Labs	
Functional	Non-Functional
0	0
0	0
2	0











		Dropouts fr
Day scholar		
Boys	Girls	Boys
28	38	1
21	32	0
33	30	0

Toilets		Waste
Non-Functional	Functional	Functional
1	6	2
0	6	11
0	5	











om Previous year	
	Bhutanese
Girls	Regular
0	5
0	5
0	23

ater Taps	Sta
Non-Functional	Functiona
2	5
0	1
	4









Staff	
Teaching Staff	Non-bhutan
Contract	Regular
0	0
2	0
1	0



ff Quarter	Adminis
Non-Functional	Functional
0	0
0	1
0	2









ese Teaching Staff	Non-Teaching
Contract	
0	0
0	3
0	6

strative Blocks	
Non-Functional	
	0
	0
	0







	Unit	Value
<b>Infrastructure</b>		
Number of Farm Roads	<i>Number</i>	<b>8</b>
Length of Farm Road	<i>Km.</i>	<b>27</b>
Electric fencing	<i>Km.</i>	<b>7</b>
Farmers Shop ( Including Three window shop )	<i>Number</i>	<b>0</b>
Length of Irrigation channel	<i>Km.</i>	<b>34.25</b>
Irrigation channels	<i>Number</i>	<b>7</b>
Sustainable Land Management Project	<i>Acre</i>	<b>0</b>
Poly Tunnel	<i>Number</i>	<b>5</b>
B-Coop.	<i>Number</i>	<b>0</b>
Green House / Ploy House	<i>Number</i>	<b>0</b>

<b>Land Status</b>		
<b>Dry land</b>		
	Cultivated	<i>Acre</i> <b>180.25</b>
	Fallow	<i>Acre</i> <b>1646.59</b>
<b>Wet land</b>		
	Cultivated	<i>Acre</i> <b>279</b>
	Fallow	<i>Acre</i> <b>216.28</b>
Orchard	<i>Acre</i>	<b>0</b>
Kitchen Garden	<i>Acre</i>	<b>0</b>
Crop Damage		

Wild Life	<i>Acre</i>	<b>5</b>
Nautral calamities	<i>Acre</i>	<b>1</b>
Crop Damage, Production Loss	<i>Kg.</i>	<b>7290</b>

#### Farm Machineries and tools

Power tiller	<i>Number</i>	<b>2</b>
Government Subsidy	<i>Number</i>	<b>0</b>
Government	<i>Number</i>	<b>1</b>
Private	<i>Number</i>	<b>1</b>
Flour mill	<i>Number</i>	<b>12</b>
Oil expeller	<i>Number</i>	<b>1</b>
Rice huller	<i>Number</i>	<b>9</b>
Corn flake machine	<i>Number</i>	<b>1</b>
Electric dyer	<i>Number</i>	<b>0</b>

#### Crop cultivation and production

#### Total Area Cultivated Acre

<b>Cereals</b>		
Maize	<i>Kg</i>	<b>175</b>
Paddy	<i>kg</i>	<b>282</b>
Wheat	<i>kg</i>	<b>0</b>
Barley	<i>kg</i>	<b>51</b>
Bitter Buckwheat	<i>kg</i>	<b>0</b>
Sweet Buckwheat	<i>kg</i>	<b>0</b>
Millet	<i>kg</i>	<b>12</b>

<b>Oilseeds</b>		
Ground nut	kg	0
Mustard	kg	1.24
Sun Flower	kg	0
Soya bean	kg	65
Pyrilla (Naam)	kg	0
<b>Legumes &amp; Pulses</b>		
Rajam Bean	kg	0
Mug Bean	kg	0
Lentil	kg	0
<b>Spices</b>		
Ginger	kg	5.25
Cardamom	kg	0
<b>Roots/Tubers</b>		
Tapioca	kg	0
Collocacia	kg	0
Yam	kg	0
Sweet Potato	kg	0
Potatto	Kg	92
<b>Vegetables</b>		
Asparagus	kg	8
Chilli	kg	110
Cabbages	kg	72
Cauliflower	kg	35
Carrot	kg	8
Radish	kg	69

Turnip	<i>kg</i>	<i>10</i>
Beans	<i>kg</i>	<i>20</i>
Peas	<i>kg</i>	<i>2</i>
Tomato	<i>kg</i>	<i>1</i>
Egg Plant	<i>kg</i>	<i>4</i>
Lady Finger	<i>kg</i>	<i>2</i>
Green Leaves	<i>kg</i>	<i>45</i>
Broccolo	<i>kg</i>	<i>8</i>
Onion	<i>kg</i>	<i>1</i>
Gralic	<i>kg</i>	<i>5</i>
Cucumber	<i>kg</i>	<i>0</i>
Pumpkin	<i>kg</i>	<i>0</i>
Squash	<i>kg</i>	<i>0</i>
Gourds	<i>kg</i>	<i>0</i>
Cultivated Mushroom	<i>kg</i>	<i>0</i>
Dally Chilli	<i>kg</i>	<i>0</i>
Tree Tomato	<i>kg</i>	<i>0.5</i>

Fruit		Total Trees (Number)
Apple	<i>Number/kg</i>	<i>25</i>
Mandarin Orange	<i>Number/kg</i>	<i>8350</i>
Areca Nut	<i>Number/kg</i>	<i>0</i>
Mango	<i>Number/kg</i>	<i>230</i>
Pear	<i>Number/kg</i>	<i>498</i>
Peach	<i>Number/kg</i>	<i>680</i>

Plum	<i>Number/kg</i>	<i>250</i>
Walnut	<i>Number/kg</i>	<i>183</i>
Jackfruit	<i>Number/kg</i>	<i>0</i>
Guava	<i>Number/kg</i>	<i>104</i>
Papaya	<i>Number/kg</i>	<i>25</i>
Pomegranate	<i>Number/kg</i>	<i>25</i>
Litchi	<i>Number/kg</i>	<i>0</i>
Persimmon	<i>Number/kg</i>	<i>30</i>
Banana	<i>Number/kg</i>	<i>2500</i>
Sugarcane	<i>Number/kg</i>	<i>0</i>
Passion Fruit	<i>Number/kg</i>	<i>0</i>
Pine Apple	<i>Number/kg</i>	<i>0</i>
Pomegranate	<i>Number/kg</i>	

#### Plant protection chemicals distributed to farmers

Insecticides	<i>kg/Ltr.</i>	<i>0</i>
Fungicides	<i>kg/Ltr.</i>	<i>0</i>
rodenticides	<i>kg/Ltr.</i>	<i>0</i>
Herbicides	<i>kg/Ltr.</i>	<i>0</i>
Acaricides	<i>kg/Ltr.</i>	<i>0</i>
Bio-agent	<i>kg/Ltr.</i>	<i>0</i>
Others	<i>kg/Ltr.</i>	<i>0</i>

Source	Remarks	Year
--------	---------	------

[illegible][illegible]





0	0	0
0	0	0
1178	1178	0
0	0	0
23075	0	0
0		0
0	0	0
0	0	0
0	0	0
1995	1995	0
0	0	0
0	0	0
0	0	0
0	0	0
266800	9500	257300
160	160	0
38500	37404	1096
31608	31508	100
23765	23615	150
3296	3261	35
19320	19145	175

[illegible]

4280	4280	0
5900	5850	50
760	750	10
1324	1324	0
3480	3465	15
40	40	0
13275	13255	20
1520	1513	7
397	287	110
2250	2200	50
13542	13542	
25465	25465	0
12356	12356	0
0	0	0
5	5	0
150	150	0
1246	1246	0

Gewog Agriculture Sector
Gewog Agriculture Sector
Gewog Agriculture Sector
Gewog Agriculture Sector
Gewog Agriculture Sector
Gewog Agriculture Sector
Gewog Agriculture Sector
Gewog Agriculture Sector
Gewog Agriculture Sector
Gewog Agriculture Sector
Gewog Agriculture Sector
Gewog Agriculture Sector
Gewog Agriculture Sector
Gewog Agriculture Sector
Gewog Agriculture Sector
Gewog Agriculture Sector

--

Total Production	Cosumed	Sold
1000	1000	0
164580	4300	117500
0	0	0
5110	5110	0
4365	1800	0
29250	29250	0

Gewog Agriculture Sector
Gewog Agriculture Sector
Gewog Agriculture Sector
Gewog Agriculture Sector
Gewog Agriculture Sector
Gewog Agriculture Sector

--

3200	3200	0
1400	1400	0
0	0	0
3325	3325	0
400	400	0
375	375	0
0	0	0
700	650	50
4950	4950	0
2000	1800	200
500	500	0
0	0	0

Gewog Agriculture Sector
Gewog Agriculture Sector
Gewog Agriculture Sector
Gewog Agriculture Sector
Gewog Agriculture Sector
Gewog Agriculture Sector
Gewog Agriculture Sector
Gewog Agriculture Sector
Gewog Agriculture Sector
Gewog Agriculture Sector
Gewog Agriculture Sector
Gewog Agriculture Sector


Gewog Agriculture Sector
Gewog Agriculture Sector
Gewog Agriculture Sector
Gewog Agriculture Sector
Gewog Agriculture Sector
Gewog Agriculture Sector

--

# HOUSEHOLDS 2016-2017

Sl. No	Chiwog	Total Households/Dejure
1	Bainangkhar/Gomkor	49
2	Bakshak/Kunling	89
3	Changmadung/Shoganang	38
4	Menchu/Tsangdung	119
5	Pang/Lhawshing	85
	<b>Total</b>	<b>380</b>

# Population

Sl. No	Chiwog	Dejure/Residents
1	Bainangkhar/Gomkor	436
2	Bakshak/Kunling	865
3	Changmadung/Shoganang	404
4	Menchu/Tsangdung	1137
5	Pang/Lhawshing	950
	<b>Total</b>	<b>3792</b>

Goongtong/Dejure(Non-Residents)	Existing households/Defacto
9	40
34	65
18	20
52	67
18	67
131	259

Usual Residence with civil registration/De	Non-residents/Dejure
81	355
137	728
92	312
221	916
420	530
951	2841